



## This sponge

By eliminating the disadvantages of earlier methods, the Triosorb Sponge has achieved a real breakthrough in thyroid testing. **It is an in vitro test unmatched in accuracy, speed and convenience.**

**Accuracy:** Because factors such as red blood cells and exogenous iodine have been eliminated from consideration in the Triosorb Test, it is unmatched in accuracy.

**Speed:** With only 3 washes and no need for double pipettings, shakers, or incubators, the Triosorb Test can be

# revolutionized thyroid testing!

more rapidly performed than any other T-3 test.

**Convenience:** Triosorb is in a disposable kit ready for immediate use at room temperature, making it the simplest and most convenient thyroid function test to perform.

McAdams\* reported that "The resin sponge (Triosorb) technique is superior to the erythrocyte method for performing the  $I^{131}$  T3 test in terms of simplicity, convenience and elimination of errors characteristic of the erythrocyte procedure."

**Triosorb is available to all doctors, hospitals and clinical laboratories—AEC licensing is not required. Because Triosorb will enable far more screenings to be performed, this procedure may soon become as standard as today's blood counts and urinalyses.**

501202



\*McAdams, G. B. and Reinfrank, R. F., Jrnl. Nuclear Med., 5:112, Feb., 1964.

**TRIOSORB<sup>®</sup>**  
T-3 DIAGNOSTIC KIT  
ABBOTT LABORATORIES NORTH CHICAGO, ILL.

## **New! Sterile TechneKow-CS Generator**



### **INJECTABLE SODIUM PERTECHNETATE $^{99m}\text{Tc}$**

### **from your own COMPACT PRODUCTION FACILITIES**

Now daily production of  $^{99m}\text{Tc}$  pertechnetate solution is practical even for low volume users.

Nuclear Consultant sealed, sterile TechneKow-CS generator is a closed system developed from experience with thousands of  $^{99m}\text{Tc}$  generators. The new TechneKow-CS generator features an eluate reservoir to eliminate loss of liquid within the ion exchange column. New TCS Positive Action Milking System assures withdrawal of complete solution, and graded shielding provides adequate personnel protection.

Ask your local area laboratory or your Nuclear/Mallinckrodt sales representative for full information, and for your copy of the new booklet: *Rectilinear Scanners in Clinical Medicine*.

#### **Only Nuclear Consultants can offer:**

- Proof of knowledge gained by shipping more  $^{99m}\text{Tc}$  generators than all other producers put together.
- "Instant Technetium" in sterile, ready to inject form, from nearby local area laboratories.
- Either sterile or non-sealed TechneKow generators.
- Licensing assistance from our exclusive staff of medical physics consultants — let us help you.

#### **MEETS USAEC $^{99}\text{Mo} / ^{99m}\text{Tc}$**

#### **LICENSING REQUIREMENTS**

*Sealed sterile system* — semi-automatic milker kit for aseptic withdrawal of sterile sodium pertechnetate  $^{99m}\text{Tc}$ .

*$^{99}\text{Mo}$  contamination negligible* (less than  $1\mu\text{c}$  per mc of  $^{99m}\text{Tc}$ ), confirmed with exclusive Nuclear Consultants Molytech Calibrator.

*Aluminum contamination negligible*, less than 0.5 mg per 10 mc  $^{99m}\text{Tc}$ .

*No radioactive contamination* from other isotopes.

*Complete assay procedure* — simple determination.

*Maximum personnel protection* — Heavy lead shielding eliminates radiation hazard.



#### **NUCLEAR CONSULTANTS**


DIVISION OF MALLINCKRODT CHEMICAL WORKS

Box 8172 Lambert Field, St. Louis, Missouri 63145

ATLANTA • CHICAGO • CLEVELAND • LOS ANGELES  
MIAMI • NEW YORK • SAN FRANCISCO • WASHINGTON, D. C.



**a new name in nuclear medicine**



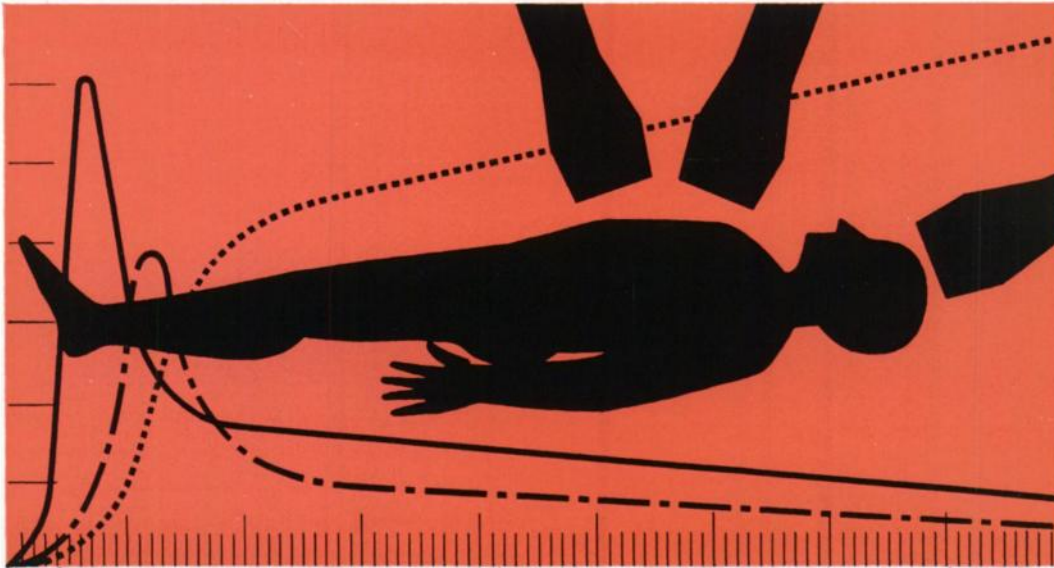
Early in 1965, Neisler Laboratories, Inc., an 80-year-old ethical pharmaceutical company, was purchased by Union Carbide Corporation, long recognized as one of this country's leaders in industrial nuclear research. As a result of this action, many of the radioisotopes produced by Union Carbide's nuclear reactor at Tuxedo, New York, will soon become available for use in nuclear medicine. Pharmaceutical processing will be carried out adjacent to the reactor where the radioisotopes are created, and the useful products will be distributed by Neisler, a company whose personnel are completely oriented to serving the needs of the medical profession.

**directly from our  
nuclear reactor to your  
radioisotope laboratory**

Neisler Laboratories now offers the first of its line of nuclear reactor products for medicine — the NEIMOTEC <sup>T. M.</sup> (<sup>99</sup>Mo/<sup>99m</sup>Tc) Generator — for the convenient production of short-lived technetium-99<sup>m</sup>, one of the most useful radioisotopes available for clinical investigation. Write for details.

NEISLER LABORATORIES, INC.  
Subsidiary of Union Carbide Corp.  
P.O. Box 433, Tuxedo, New York 10987

## Dynamic clinical studies using radioisotopes:



## Are you interested but don't know quite where to start?

### Then start here.

First let us admit that the dynamic clinical techniques which use radioisotopes for studying various bodily functions are more complicated than well counting or even scanning procedures. Undeniable.

But these methods are valuable, providing either confirmatory clinical data or, in some instances, information which just cannot be obtained *by any other means*. Long-established applications of these techniques include, for example, renal function studies, cardiac output determinations and hepatic function assessment. Or perhaps the newer techniques such as cerebral blood flow or pulmonary function would be of interest.

Whatever your interest, we *can* minimize the technical difficulties of getting into this field.

Our offer: to work with you in any and every way to make your entry into this area as painless as possible. Specifically, we would be

happy to talk with you about these methods, to provide the necessary information on existing procedures, to help you plan your radio-tracer studies, to assist in interpreting results, and to aid in the training of your staff in all phases of radioisotope dynamic function methodology. Or, to work with you in any other way that you may wish. With no obligation.

Then it will come as no surprise that we can also help you select the equipment that makes sense for your needs. And to begin with, this can be a relatively simple outfit; your first commitment can be limited to the basic equipment since refinements can be added easily as needed. You should also know that our line of instruments for dynamic function work of every kind is *unmatched in diversity or quality*.

So, an invitation: call your Picker Nuclear representative, or drop us a line. Start a dialogue.


Picker Nuclear: 1275 Mamaroneck Avenue, White Plains, New York 10605



# RADIOISOTOPE SCANNER

## MODEL 54-FD

### DUAL, OPPOSED, 5-INCH CRYSTALS



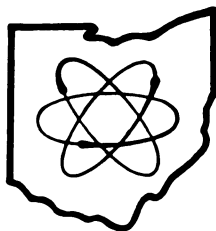
The demonstrable advantages of a dual 5-inch crystal scanner should be investigated by all those with a high clinical load who desire high resolution, rapid scans of both large and small organs or of the whole body.

The two scanning heads, exactly opposite each other, have separate, and complete electronics and print-out so that the data collected by each crystal may be used separately, in coincidence, or additively.

Mechanical and electronic specifications are the same as for our other large-crystal radioisotope scanners Models 54F and 54H:

Scanning speeds continuously variable to 200 inches per minute (500 cm/min.); adequate shielding even for high energy gamma emitters (up to 3 inches lead and 1 inch steel); high resolution crystals (9 per cent or better); accurate, reproducible scanning speeds and line spacing; no scalloping at any speeds; low background crystals (2 inch thick pure NaI light pipe); Gamma-graphic (patent pending) or slit mask photoscans; unequivocal one year warranty anywhere in USA or Canada.

This unparalleled radioisotope scanner is priced at \$28,750 with delivery in 90 days guaranteed.



## **OHIO-NUCLEAR, INC.**

1725 FALL AVENUE

CLEVELAND, OHIO

216 - 621-8477


# A Valuable Addition To Your Professional Library

*Journal of*

**NUCLEAR**



*Official Publication*  
*Society of Nuclear Medicine*



## AN IMPORTANT NEW JOURNAL

*featuring*

Original articles in clinical medicine, basic and clinical medical research, physics and chemistry dealing with the use of isotopes in humans, and articles on related subjects. The latter includes dosimetry, instrumentation, protection, techniques, biologic effects contributing to the use or effects of isotopes in clinical medicine or the clinical effects of ionizing radiation.

George E. Thoma, M.D., St. Louis—*Editor*

G. O. Broun, Jr., M.D., St. Louis, Titus C. Evans, Ph.D., Iowa City,

Niel Wald, M.D., Pittsburgh, Eugene L. Saenger, M.D., Cincinnati—*Associate Editors*

**The Journal of NUCLEAR MEDICINE**  
333 North Michigan Avenue, Chicago, Illinois 60601  
\$20.00 per year, U.S.    \$21.00 Foreign

Name.....  
Address.....  
City..... State..... Zip Code.....

*Please remit by check or money order.*

**Published  
Monthly**







## **Selected Publications for Your Library**

Publications in the AEC Monograph Series on Radiation Biology and Industrial Hygiene

### **Beryllium:**

ITS INDUSTRIAL HYGIENE ASPECTS

edited by **H. E. Stokinger**

*U. S. Public Health Service, Cincinnati*

Gives a detailed account of how beryllium and its compounds may be handled safely and of what engineering controls are needed in each operation or circumstance. Procedures are recommended and presented in detail, and appropriate analytic methods are critically selected and commented upon. This is done for specimens of both atmospheric and biologic origin.

**CONTENTS:** HERBERT E. STOKINGER, Introduction. T. L. SHIPMAN and A. J. VORWALD, History of Beryllium Disease. A. J. BRESLIN, Exposures and Patterns of Disease in the Beryllium Industry. L. E. KREJCI and L. D. SCHEEL, The Chemistry of Beryllium. R. G. KEENAN, Analytic Determination of Beryllium. A. J. VORWALD, Medical Aspects of Beryllium Disease. A. J. VORWALD, A. L. REEVES and E. C. J. URBAN, Experimental Beryllium Toxicology. H. E. STOKINGER, Recommended Hygienic Limits of Exposure to Beryllium. A. J. BRESLIN, Occupational Health Aspects. H. S. VAN ORDSTRAND, J. F. ZIELINSKI and J. M. De NARDI, Medical Management of Beryllium Workers. A. J. BRESLIN, Community Aspects.

June 1966, 394 pp., \$11.60

### **Pulmonary Deposition and Retention of Inhaled Aerosols**

by **T. F. Hatch and P. Gross**

1964, 192 pp., \$5.95

ADVANCE ANNOUNCEMENT . . .

### **Thorium:**

Its Industrial Hygiene Aspects

by **R. E. Albert**

December 1966 in preparation

About 225 pp., \$7.00

The above books have been prepared under the direction of the American Industrial Hygiene Association for the Division of Technical Information, United States Atomic Energy Commission

### **Tissue Grafting and Radiation**

by **H. S. Micklem and John F. Loutit**

*Medical Research Council, Radiobiological Research Unit, Harwell, Berkshire*

**SECTIONS ON:** Tissue Transplantation in Normal Animals. Some Effects of Ionizing Radiation on Immune Responses and on the Reticuloendothelial System (RES). Radiation in Relation to Transplantation Immunity. The Radiation Chimera—Establishment and Survival. Immunological Reactivity of the Radiation Chimera. Secondary Disease. Radiation and Cell Transplantation as Synergic Tools in Biological Research. Surgical Replacement of Tissues. Appendix 1: The Use of Chromosome Markers. Appendix II: The Language of Transplantation. Author Index-Subject Index.

April 1966, 228 pp., \$7.00

### **Radiation, Radioactivity, and Insects**

by **R. D. O'Brien and L. S. Wolfe**

1964, 211 pp., clothbound \$5.95

### **Radiation, Isotopes, and Bone**

by **F. C. McLean and A. M. Budy**

1964, 216 pp., clothbound \$5.95

### **Radiation and Immune Mechanisms**

by **W. H. Taliaferro, L. G. Taliaferro, and B. N. Jaroslow**

1964, 152 pp., clothbound \$5.95

**Light:** Physical and Biological Action  
by **H. H. Seliger and W. D. McElroy**

1965, 417 pp., \$12.00

### **Mammalian Radiation**

**Lethality:** A Disturbance in Cellular Kinetics

by **V. P. Bond, T. M. Fliedner, and**

**J. O. Archambeau**

1965, 340 pp., \$9.50


### **Ionizing Radiation:**

Neural Function and Behavior

by **D. J. Kimeldorf and E. L. Hunt**

1965, 331 pp., \$10.00

The above books have been prepared under the direction of the American Institute of Biological Sciences for the Division of Technical Information, United States Atomic Energy Commission

**ACADEMIC PRESS**  NEW YORK AND LONDON  
111 FIFTH AVENUE, NEW YORK, N. Y. 10003



## Stercow

### Shielded Milking System

#### a new design

The Stercow together with the Shielded Stercow Milking System offers a unique possibility

to minimize radiation exposure  
to maintain sterility  
to save laboratory time.

DRN 4332 Technetium (Tc99m) Stercow

Prices ex works Amsterdam  
for nominal Mo99 activities:

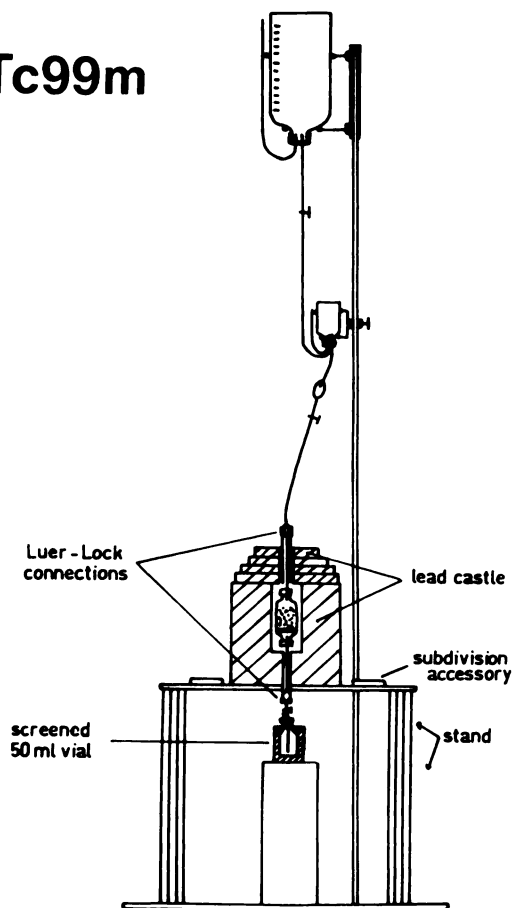
10 mC	Dfl. 150,—
25 mC	Dfl. 180,—
50 mC	Dfl. 230,—
100 mC	Dfl. 350,—
150 mC	Dfl. 450,—
200 mC	Dfl. 525,—
250 mC	Dfl. 600,—
300 mC	Dfl. 650,—*
350 mC	Dfl. 700,—*

\* only available in Belgium, W.-Germany and Holland due to maximal possible loading of Mo99 on the generator.

Delivery: first possible shipment  
after Mondays at 18.00 hours M.E.T.

Ask for Isotip nr. 5

## Tc99m



DRN 4343 Shielded Stercow Milking System.  
Price ex works Amsterdam Dfl. 1175,—.

---

**NUCLEAR  
PHARMACEUTICALS**



**N.V. PHILIPS-DUPHAR  
AMSTERDAM HOLLAND**

APOLLOLAAN 151, TELEPHONE 731226  
TELEGRAMS "VITAMINE", TELEX 14232

only from



**\*NEW CHLORMERODRIN Hg 197 FROM NCC CONTAINS LESS THAN 0.1% Hg 203...even a full week after shipment.** No other source provides this quality. And NCC supplies it to you at *no* additional cost.

#### **Uniform Specific Activity**

This excellent brain scanning agent is shipped with the same Hg 197 specific activity every day. Specific activity adjusted to 400  $\mu\text{c}/\text{mg}$  on the calibration date and freedom from Hg 203 eliminate all concern about diuretic effects.

#### **Controlled Decay Program**

Hg 197 decays in your patient, not on your shelf. Ask for full details about NCC's controlled decay program.

#### **Demonstrated Leadership from the Specialist**

When you specify NCC, you receive the quality product you want, delivered when you want it. To be sure you're using the finest Hg 197 available, order now.

*Write or call today for further information*



**NUCLEAR CONSULTANTS,**

DIVISION OF MALLINCKRODT CHEMICAL WORKS

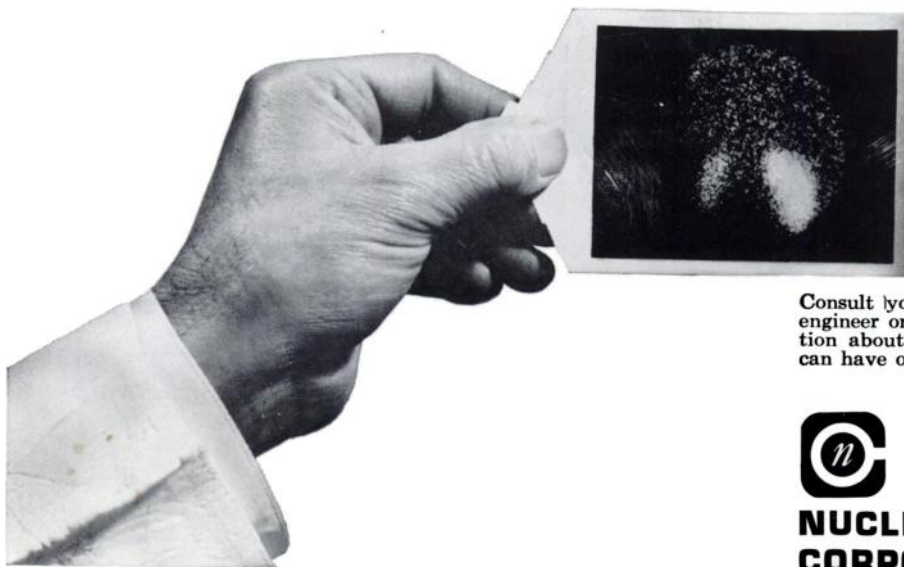
Box 6172 Lambert Field, St. Louis, Missouri 63145

ATLANTA CHICAGO CLEVELAND HOUSTON LOS ANGELES  
MIAMI NEW YORK SAN FRANCISCO WASHINGTON, D. C.

**There's no  
clinical advantage to  
a 3 $\frac{1}{4}$ " x 4 $\frac{1}{4}$ " photo of  
radioisotope distribution.**

**Unless you like  
speed, sensitivity,  
and  
statistical accuracy.**

**That's why the Pho/Gamma<sup>®</sup>  
Scintillation Camera is making  
all rectilinear scanners  
obsolete (even our own).**



Consult your Nuclear-Chicago sales engineer or write to us for information about the impact Pho/Gamma can have on your work. NUC-10-8-881



**NUCLEAR-CHICAGO  
CORPORATION**

313 East Howard Avenue, Des Plaines, Illinois 60018, U.S.A. / Donker Curtiusstraat 7, Amsterdam W, The Netherlands.